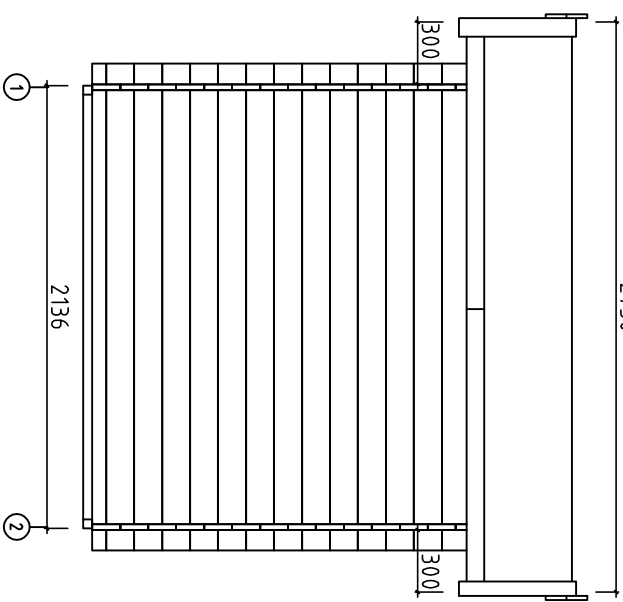
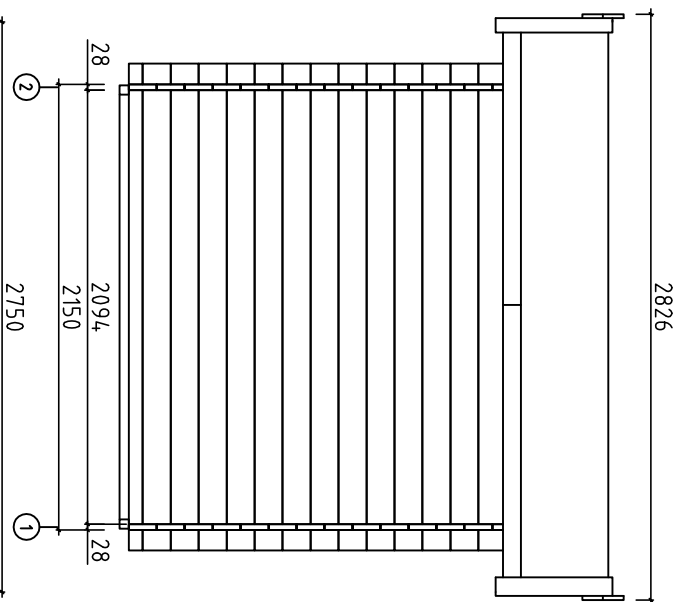
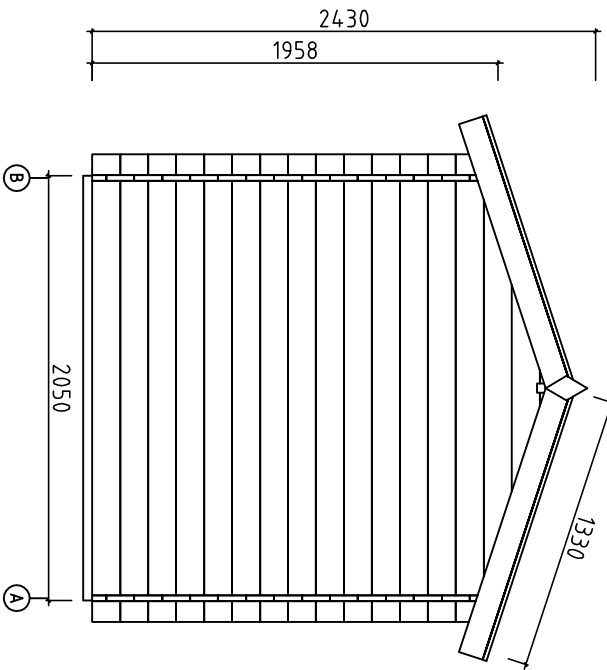
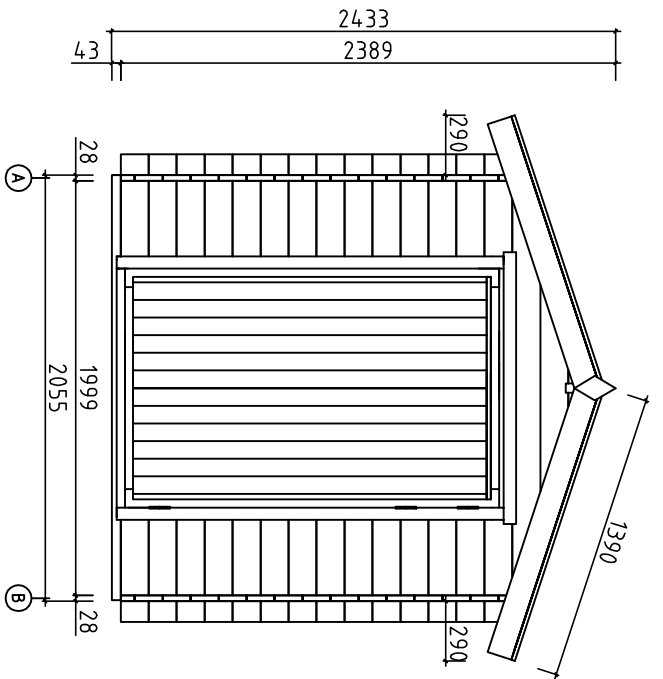



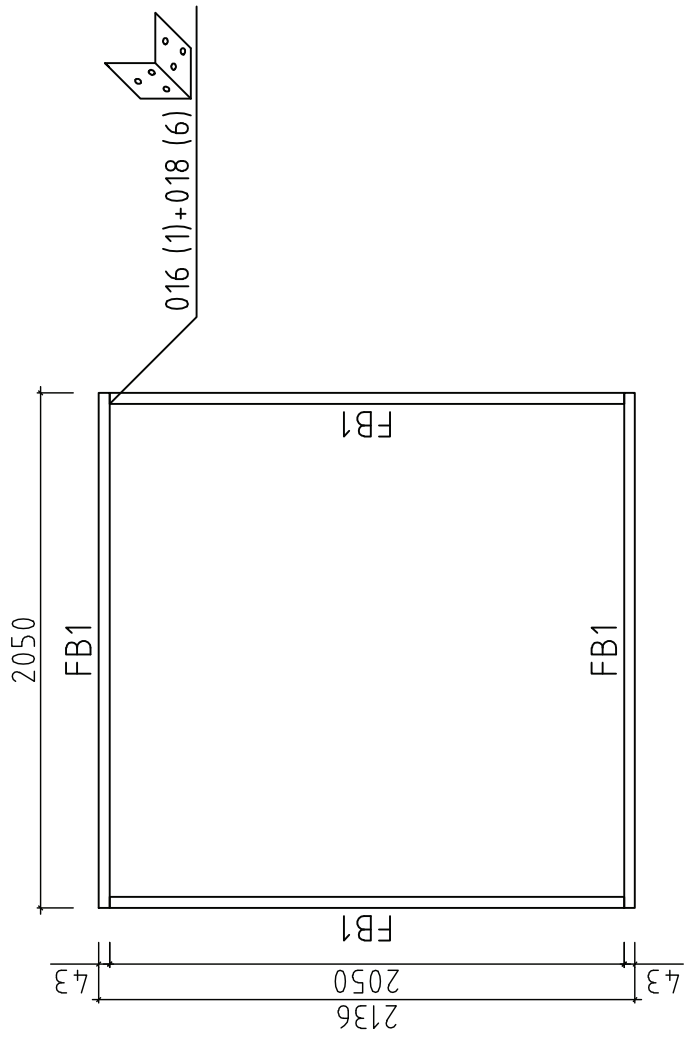
F2323-28 Malte



Roof P_{max} = 150kg/m²
V 1.0



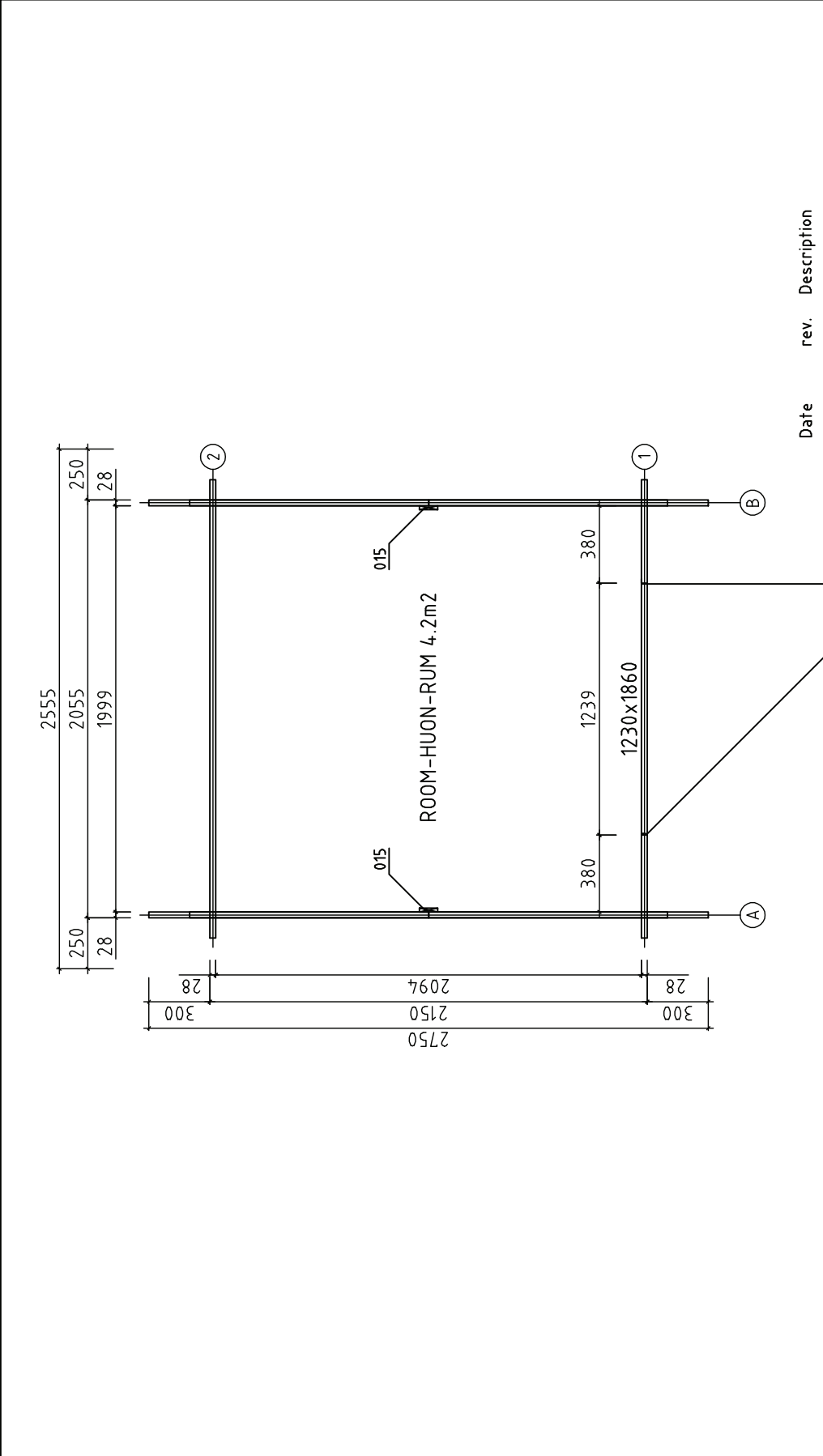
Date	rev.	Description	Sheet
		House F2323-28 Malte	2
		Drawing Views-kuvat-sedd	Scale 1:25
		Material 28x135	Date 29.03.2016
		Drawer	File F2323-28 Malte Views.dwg




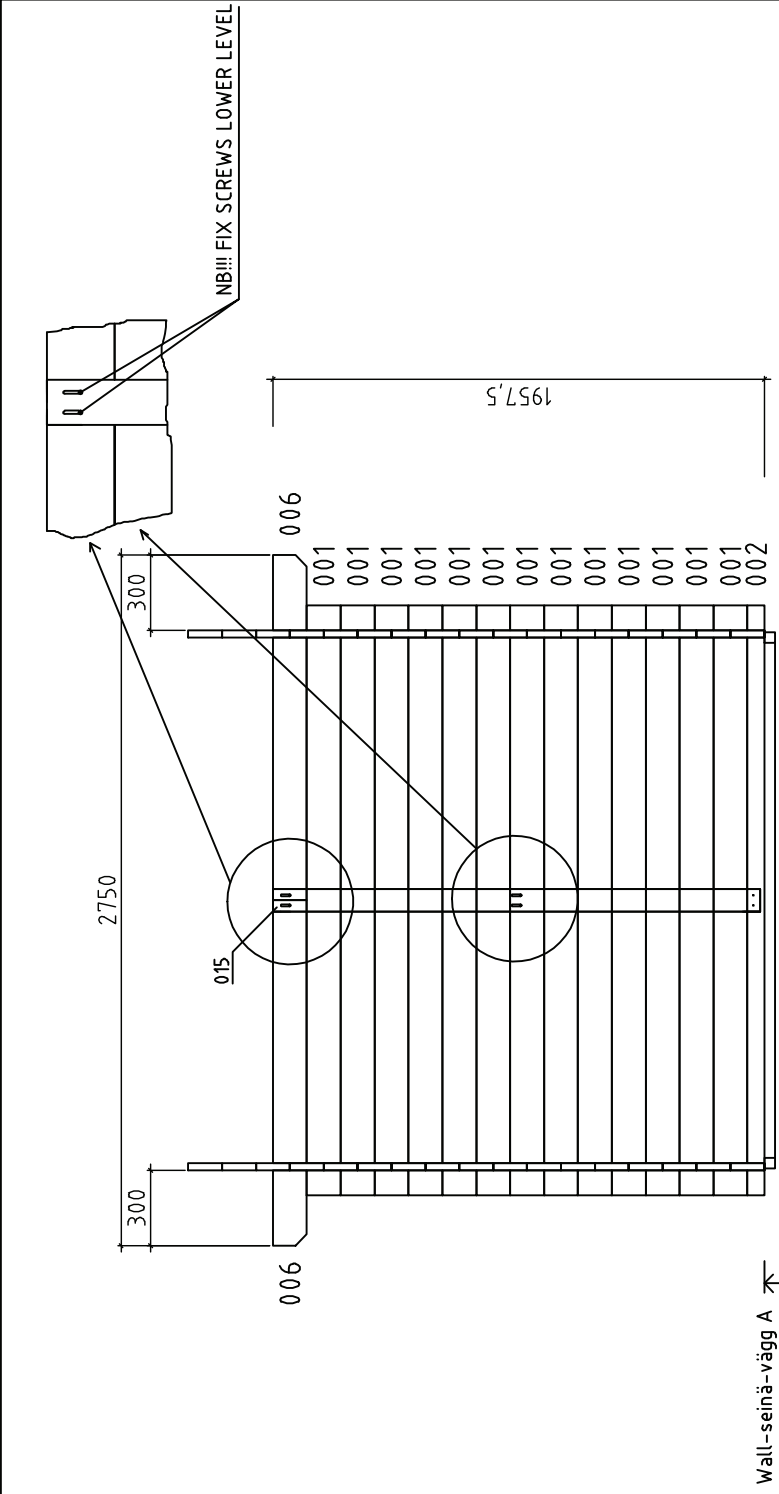
Date rev. Description

House	F2323-28 Malte	Sheet	3
Drawing	Floorbeams-lattipalkit-golvjälkar	Scale	1:25
Material	43x43	Date	13.10.2011
Drawer		File	F2323-28 Malte.dwg





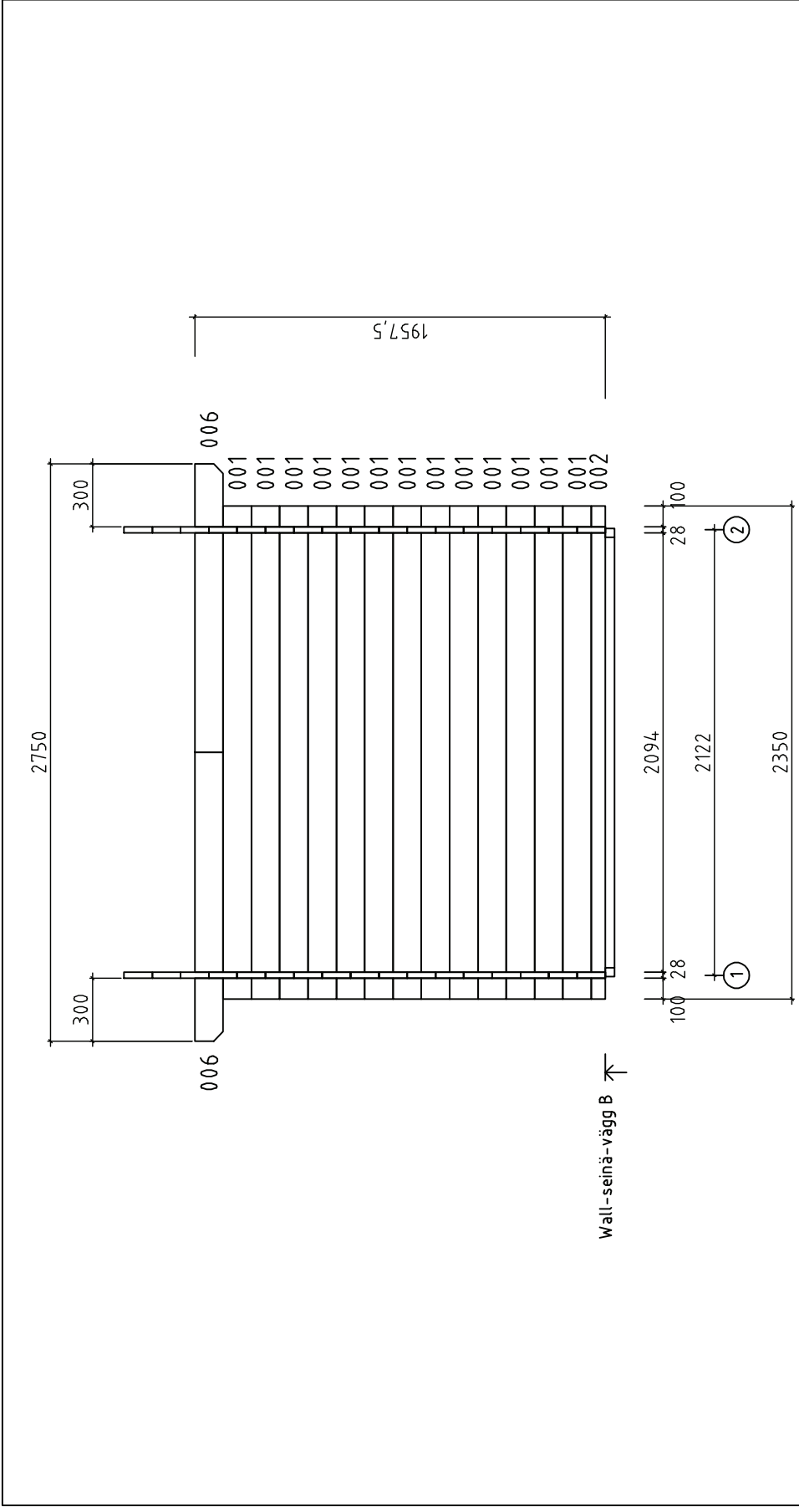
	House	F2323-28 Malte	Sheet	4
	Drawing	Plan	Scale	1:25
	Material	28x135	Date	13.10.2011
	Drawer	F2323-28 Malte.dwg		



Date rev. Description


House	F2323-28 Malte	Sheet	5
Drawing	Wall-seinä-vägg A	Scale	1:25
Material	28x135	Date	13.10.2011
Drawer		File	F2323-28 Malte.dwg

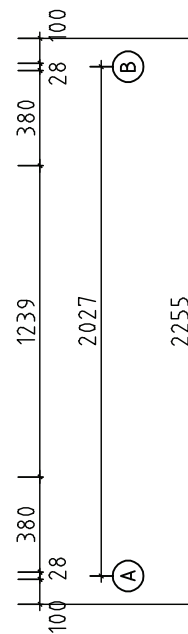
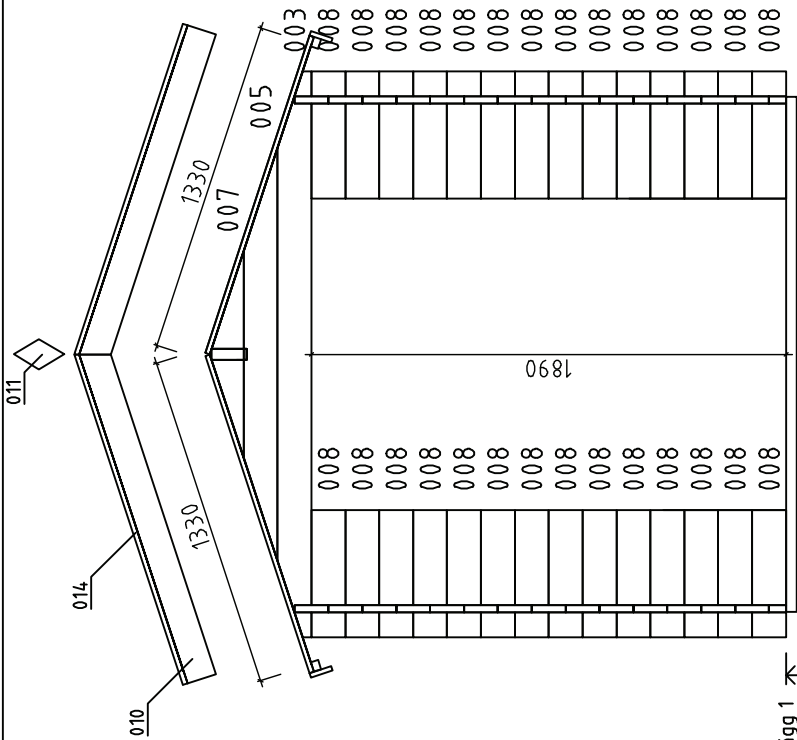




Date rev. Description

House	F2323-28 Malte	Sheet	6
Drawing	Wall-seinä-vägg B	Scale	1:25
Material	28x135	Date	13.10.2011
Drawer		File	F2323-28 Malte.dwg



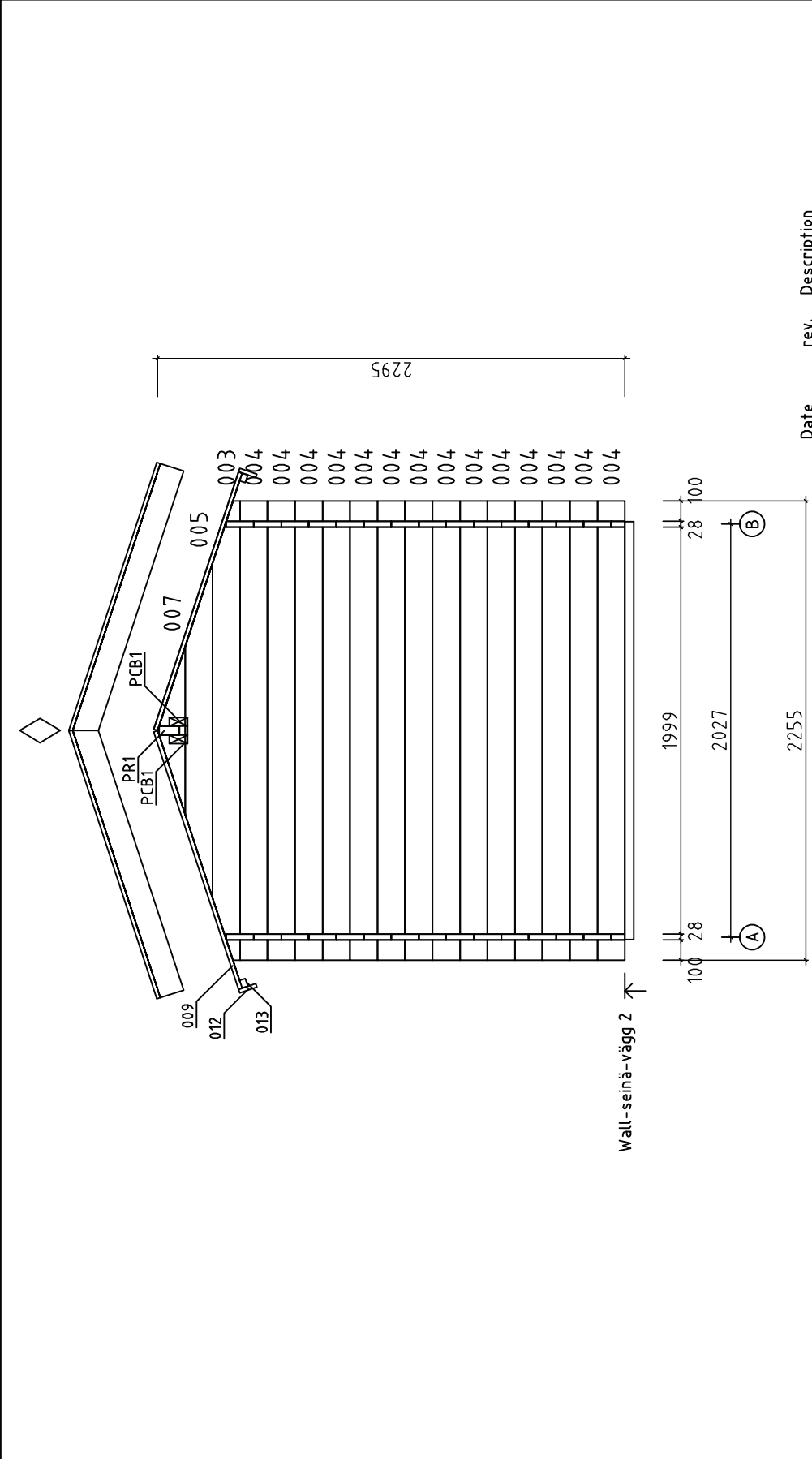


Date rev. Description

House	F2323-28 Malte	Sheet	7
Drawing	Wall-seinä-vägg 1	Scale	1:25
Material	28x135	Date	13.10.2011
Drawer		File	F2323-28 Malte.dwg



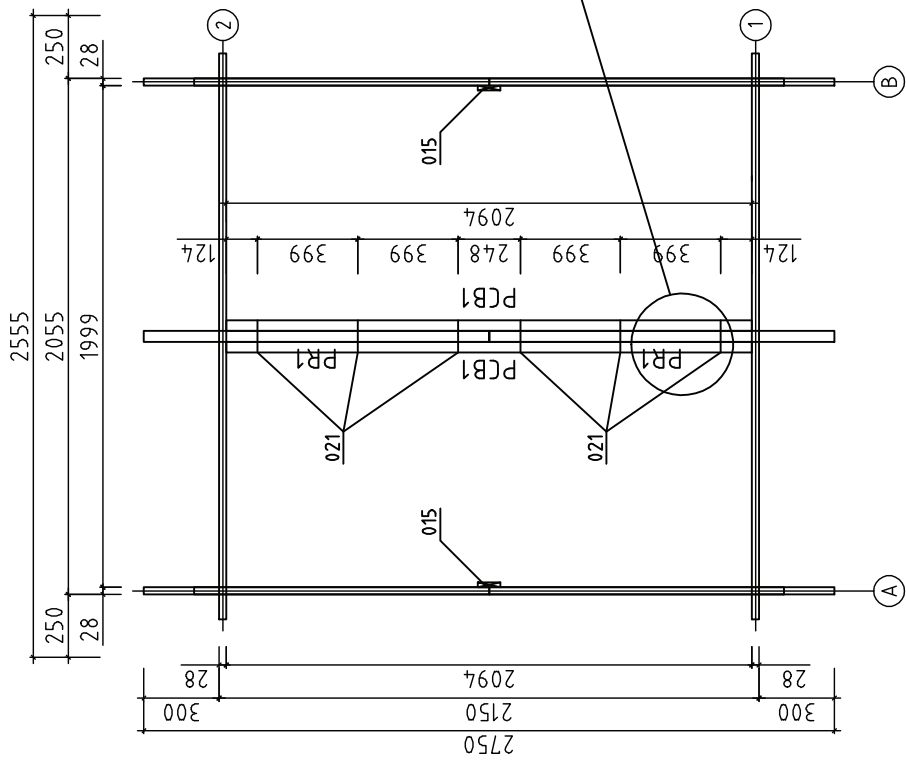
Polhus



Date rev. Description


House	F2323-28 Malte	Sheet	8
Drawing	Wall-seinä-vägg 2	Scale	1:25
Material	28x135	Date	13.10.2011
Drawer		File	F2323-28 Malte.dwg







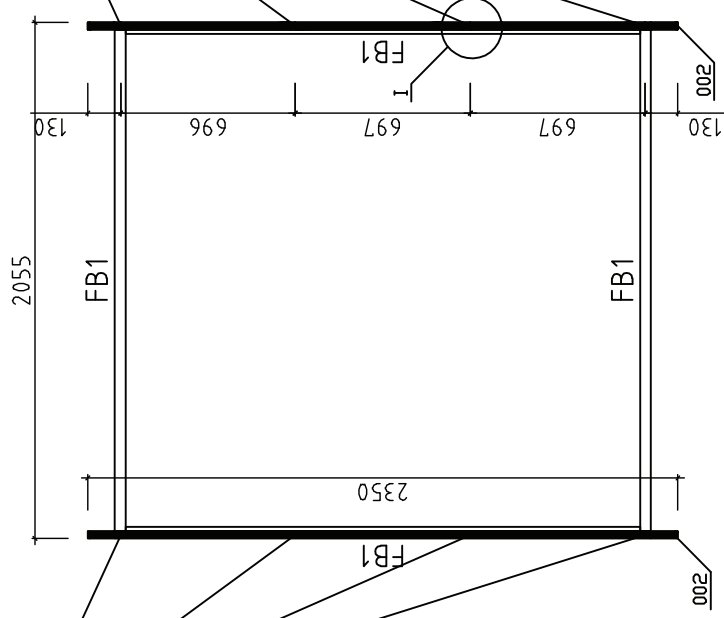
Date rev. Description


House	F2323-28 Malte	Sheet	9
Drawing	Polhus connecting-latto-erret ydistamine-fästa fäkasar		
Material	28x135	Scale	1:25
Drawer		Date	13.10.2011
		File	F2323-28 Malte.dwg

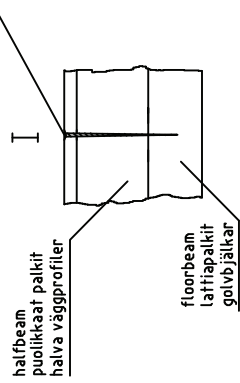


 screw_ruuvit-skrugar_pos020
 for fixing half beams-kinnitys puolikkaat palkit
 for att fästa halva väggprofiler


 screw_ruuvit-skrugar_pos020
 for fixing half beams-kinnitys puolikkaat palkit
 for att fästa halva väggprofiler

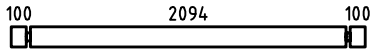
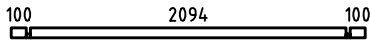
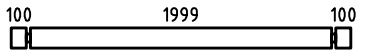
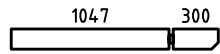

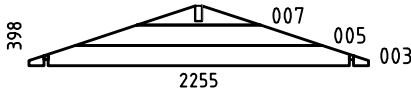
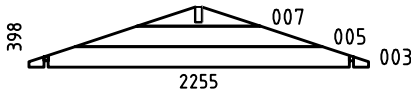


















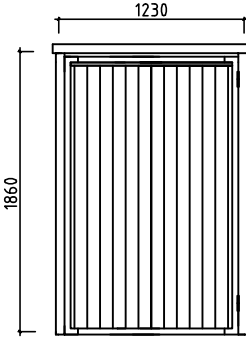



 screw_ruuvit-skrugar_pos020
 for fixing half beams-kinnitys puolikkaat palkit
 for att fästa halva väggprofiler



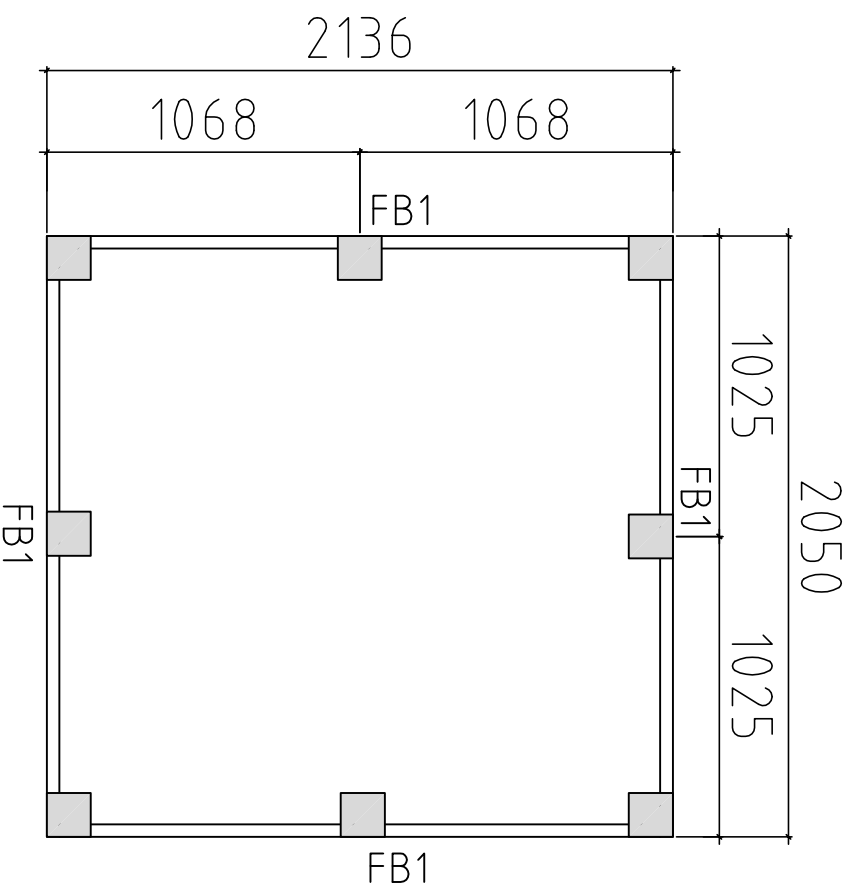
Date rev. Description

	House	F2323-28 Malte	Sheet	10
	Drawing	Fixing half beams-kinnitys puolikkaat palkit-rästa halva väggprofiler	Scale	1:25
	Material		Date	13.10.2011
	Drawer		File	F2323-28 Malte.dwg

Pos	F2323-28 Malte	Pcs.	Profile (mm)	L (mm)
001	 +1= EXTRA PROFILE	26+1	28x135	2350
002		2	28x68	2350
004		14	28x135	2255
006		4	28x135	1375
008		28	28x135	508
W1-1		1	28x398	2255
W2-1		1	28x398	2255
FB1	FLOORBEAMS-LATTIAPALKIT-GOLVBJÄLKAR 	4	43x43	2050
PCB1	PURLINS CONNECTING BEAMS-KATTO-ORRET YHDISTAMISPALKIT-TÄKASAR SAMMANSLAGNING BJÄLKAR 	2	43x90	2094
PR1	PURLINS-KATTO ORRET-TÄKASAR 	2	43x140	1375
009	ROOFBOARD-KATTOLAUTA-TAKBRÄDE  88mm or -tai- eller 114mm	50+1 64+1	114x19 88x19	1330 1330
010	GABLE BOARD-KAAPELILAUTA-GAVELBRÄDA 	4	19x120	1380
011	DECORATIVE - KORISTE - PRYDNADSDEL 	2	19x90	200
012	EAVE BOARD-RÄYSTÄSLAUTA-TAKFOTSBRÄDE 	4	19x90	1375
013	EAVE SLAT-RÄYSTÄSLISTA-TAKFOTSLIST 	4	30x40	1375
014	ROOF FELT FILLET-KAAPELILAUDAN PEITELAUTA BRÄDE OVANPÅ GAVELBRÄDE 	4	19x90	1390
015	BOARD FIXING SIDEWALL SIVUSEINÄ YHDISTAMISLAUTA-BRÄDE STABILISERAR SIDOVÄGGAR 	2	19x90	1940
016	STEEL CORNER - KULMARAUTA - VINKELJÄRN FOR FLOORBEAMS - LATTIAPALKIT - GOLVBJÄLKAR 	4	40x40	
017	NAILS-NAULAT-SPIKAR  ROOFBOARDS - KATTOLAUTA - TAKBRÄDE	105	2,5x60	
018	SCREW-RUUVIT-SKRUVAR  DECORATIV - KORISTE - PRYDNADSDEL ROOF FELT FILLET-KAAPELILAUDAN PEITELAUTA-BRÄDE OVANPÅ GAVELBRÄDE STEEL CORNER - KULMARAUTA - VINKELJÄRN	50	3,5x35	
019	SCREW-RUUVIT-SKRUVAR  GABLE BOARD - KAAPELILAUTA - GAVELBRÄDA EAVE BOARD - RÄYSTÄSLAUTA - TAKFOTSLIST EAVE SLAT - RÄYSTÄSLISTA - TAKFOTSBRÄDE	30	3,5x50	
020	SCREW-RUUVIT-SKRUVAR  HALF BEAMS - PUOLIKAAT PALKIT - HALVA VÄGGPROFILER PURLINS - KATTO ORRET - TÄKASAR	22	4,5x90	
021	BOLT-PULTTI-BULT  PURLINS - KATTO ORRET - TÄKASAR	6	ØM10	140

Pos	F2323-28 Malte	Pcs.	Profile (mm)	L (mm)
022	 <p>DOOR - OVI - DÖRR 1230x1860</p>	1		
023	DOOR FRAME SET/OVEN KARMIT/DÖRREN RAMAR 	1		
024	DOOR BORDER BOARD SET/OVEN KAITEENLAUTA SARJA/ DÖRREN GRÄNSENBRÄDER KIT (6 BOARDS/LAUTA/BRÄDER)	1		
	SCREW-RUUVIT-SKRUVAR  +  BOARD FIXING SIDEWALL SIVUSEINÄ YHDISTAMISLAUTA BRÄDE STABILISERAR SIDOVÄGGAR	12	6,0x40	





Detta är ett förslag för hur man kan placera plintarna (100- 200 mm i diameter) för golvbjälklaget. Golvbjälkarna är med i byggsatsen, men inte plintarna. Använder man exempelvis 500-600mm långa murblock så kan man halvera antalet punkter. Lägg fuktskyddande papp mellan betong och trä

Tämna on ehdotus siitä, miten (100-200 mm läpimitäiset) jalat voidaan sijoittaa alapohjan varten. Lattiapalkit ovat rakennussarjassa, mutta jalkoja ei ole. Kun käytetään esimerkiksi 500-600 mm pitkiä harkkoja, voidaan pisteiden määrä puolitaa. Aseta betonin ja puun väliin kosteudelta suojaava pähvi

A proposal for placing plinths (100-200 mm in diameter) for floor beams. Floor beams are provided in the kit but plinths are not included. For example, by using 500-600 mm long masonry units, one can reduce the number of points 50%. Place cardboard between the concrete and wood to protect from moisture

Date rev. Description

House	F2323-28 Malte	Sheet
Drawing	FOUNDATION PLAN - PLINTPLAN	Scale 1:25
Material		Date 29.03.2016
Drawer	KK	File F2323-28 Malte.dwg