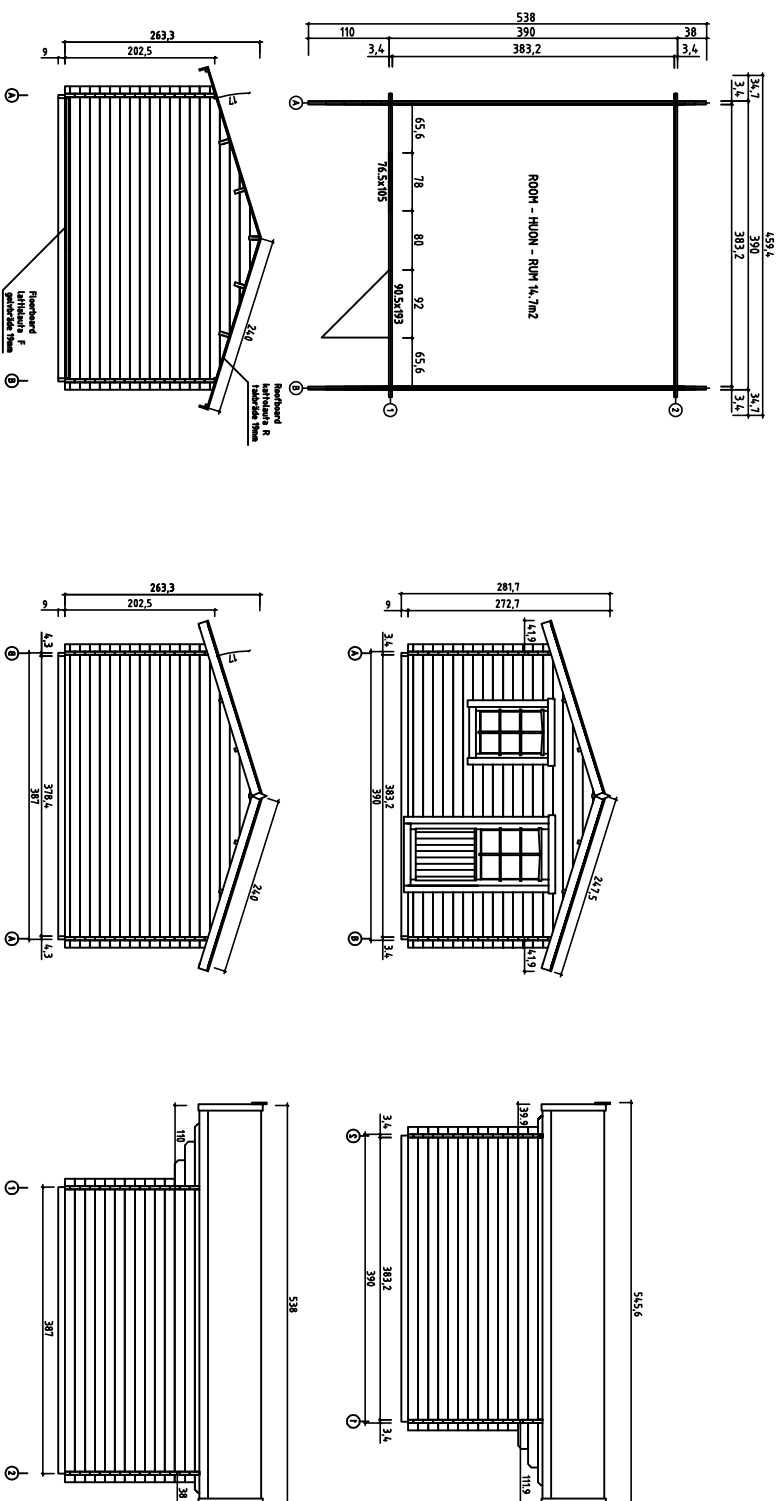




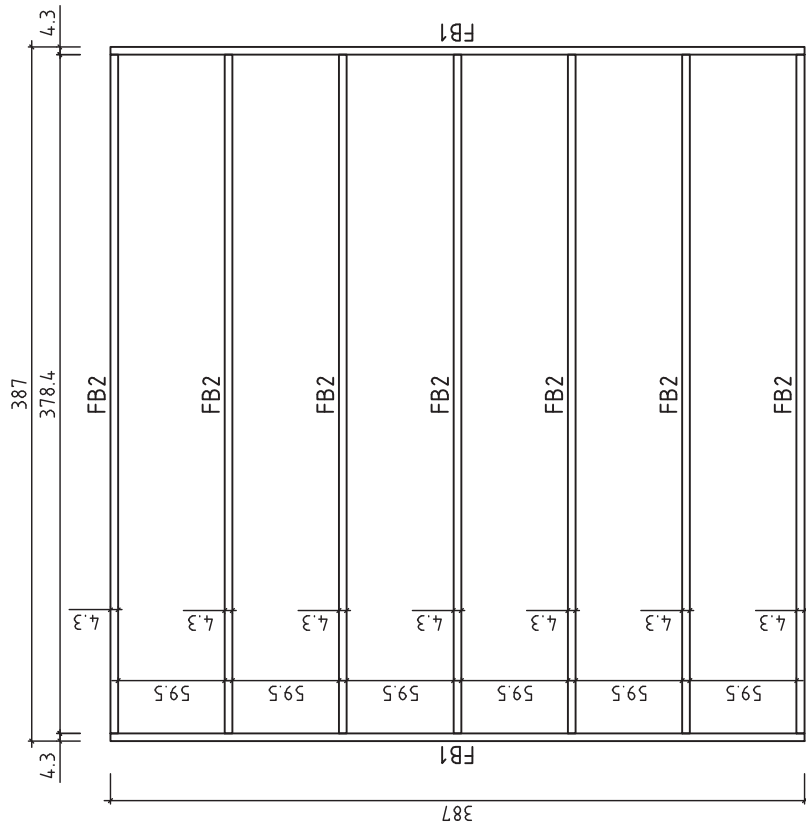
P3939-34 Stella

Views and ground plan - Fasader och grundplan - Julkisivut ja pohjapiirustus

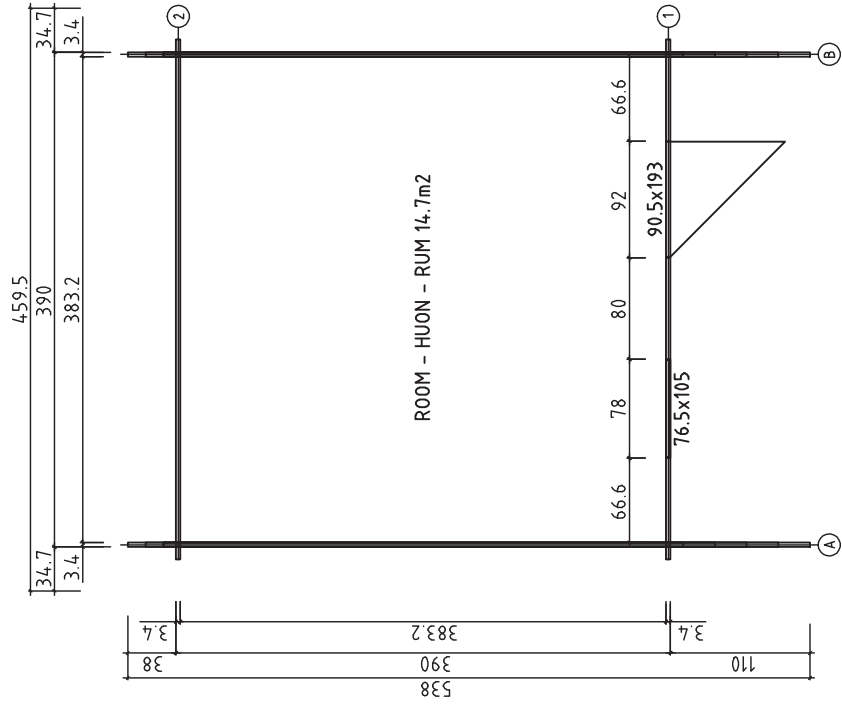


Roof Pmax=75kg/m²
V 1,0

	Model	P3939-34 Stella	Layer	2
	Name	Views - Julkisivut - Fasader	Handover	1:00
	Material	34x135	Date	16.03.2016
	Document	File P3939-34 Stella Views.dwg		

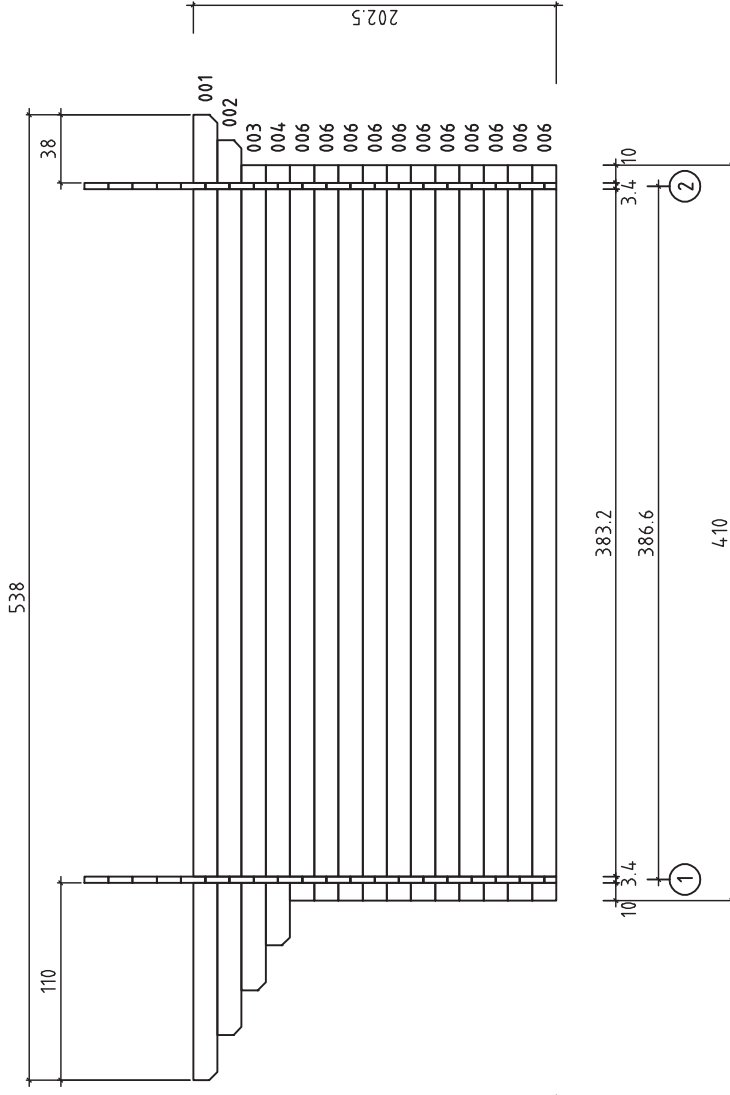


House	P3939-34 Stella	Sheet	3
Drawing	Floorbeams-Lattipalkit-Golvbjälkar	Scale	1:35
Material	4.3x90	Date	15.07.2013
Drawer	K.Kahu	File	P3939-34 Stella.dwg




Polhus


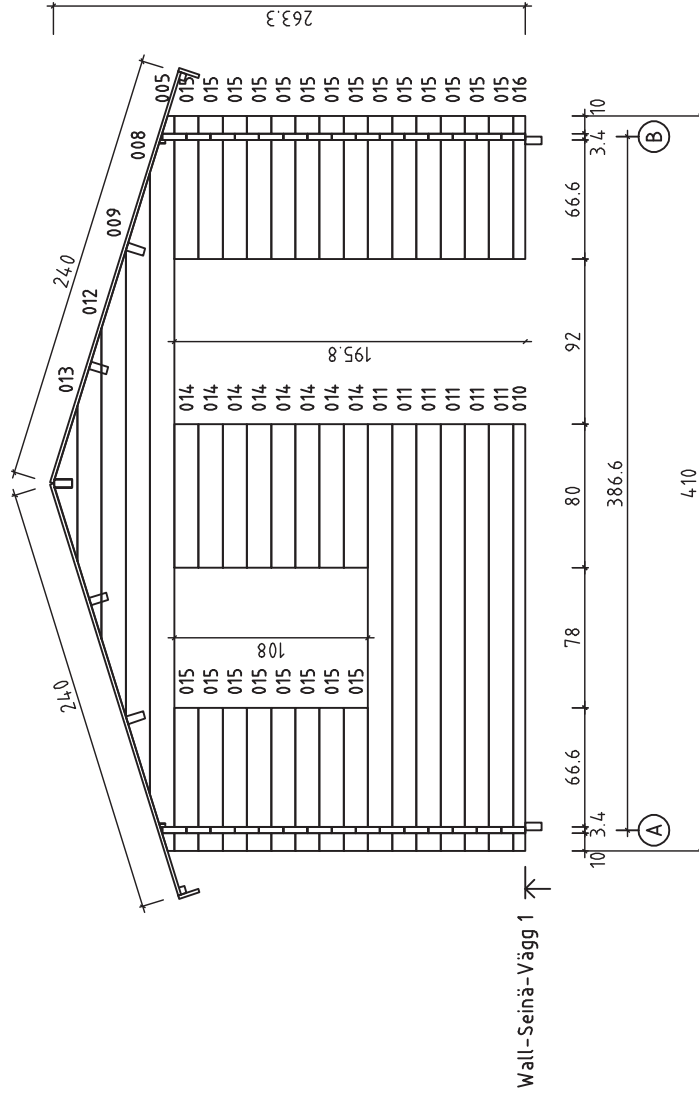
House	P3939-34 Stella	Sheet	4
Project	Grundplan-Pohjapiirustus-Grundplan	Scale	1:35
Plot	34 x 135	Date	15.07.2013
Designer	K.Kahu	File	P3939-34_Stella.dwg



Wall-Seinä-Vägg B ↗



House	P3939-34 Stella	Sheet	6
Drawing	Wall-Seinä-Vägg B	Scale	1:35
Material	34x135	Date	15.07.2013
Drawer	K.Kahu	File	P3939-34 Stella.dwg



House	P3939-34 Stella	Sheet	7
Drawing	Wall- Seinä-Vägg 1	Scale	1:35
Material	34x135	Date	15.07.2013
Drawer	K.Kahu	File	P3939-34 Stella.dwg

SIDEWALL SKIRTING SLAT 19x35
PUOLISEINÄ KORISTELISTA S
SIDANVÄGG LISTA

ROOFBOARD 19
KATTOLAUTA R
TAKBRÄDE

EAVE SLAT 30x40
RÄYSTÄSLISTA ES
TAKFOTLIST

EAVE BOARD 19x120
RÄYSTÄSLAUTA EB
TAKFOTBRÄDE

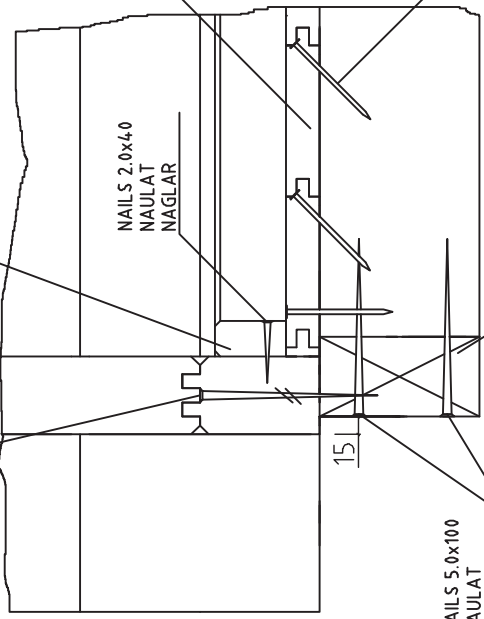
SCREW 4.5x50
RUUVIT
SKRUVAR

SCREW 4.5x50
RUUVIT
SKRUVAR

SCREW 4.5x90
RUUVIT
SKRUVAR

FLOOR FILLET 19x35
LATTIALISTA FF
GOLVLIST

ROOF FELT FILLET 19x90
KATON PÄÄTYLAUTA RFF
TAKBRÄDE FÖR VINDBRÄDE



FLOORBOARD 19
LATTIALAUTA F
GOLVBRÄDE

NAILS 2.0x40
NAULAT
NAGLAR

NAILS 5.0x100
NAULAT
NAGLAR

NAILS 2.5x60
NAULAT
NAGLAR

FLOORBEAM 43x90
LATTIAPALKIT
GOLVBÄLJKAR


SCREW 4.5x50
RUUVIT
SKRUVAR




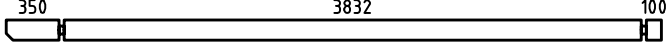



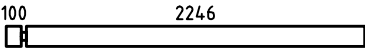

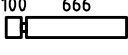

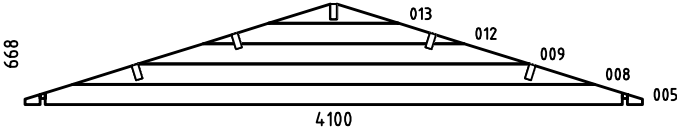
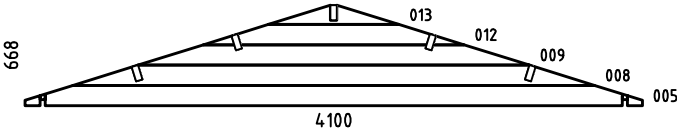


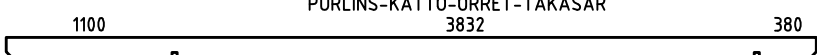



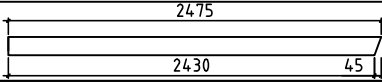



GABLE BOARD 19x120
KAAPELILAUTA GB
VINDBRÄDE

PURLIN PR
KATTO-ÖRRET
TAKASAR










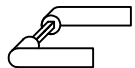


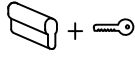
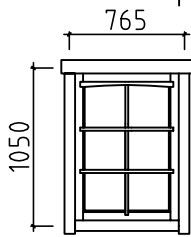
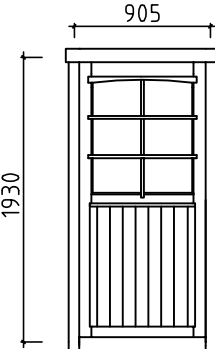
SCREW 4.5x50
RUUVIT
SKRUVAR

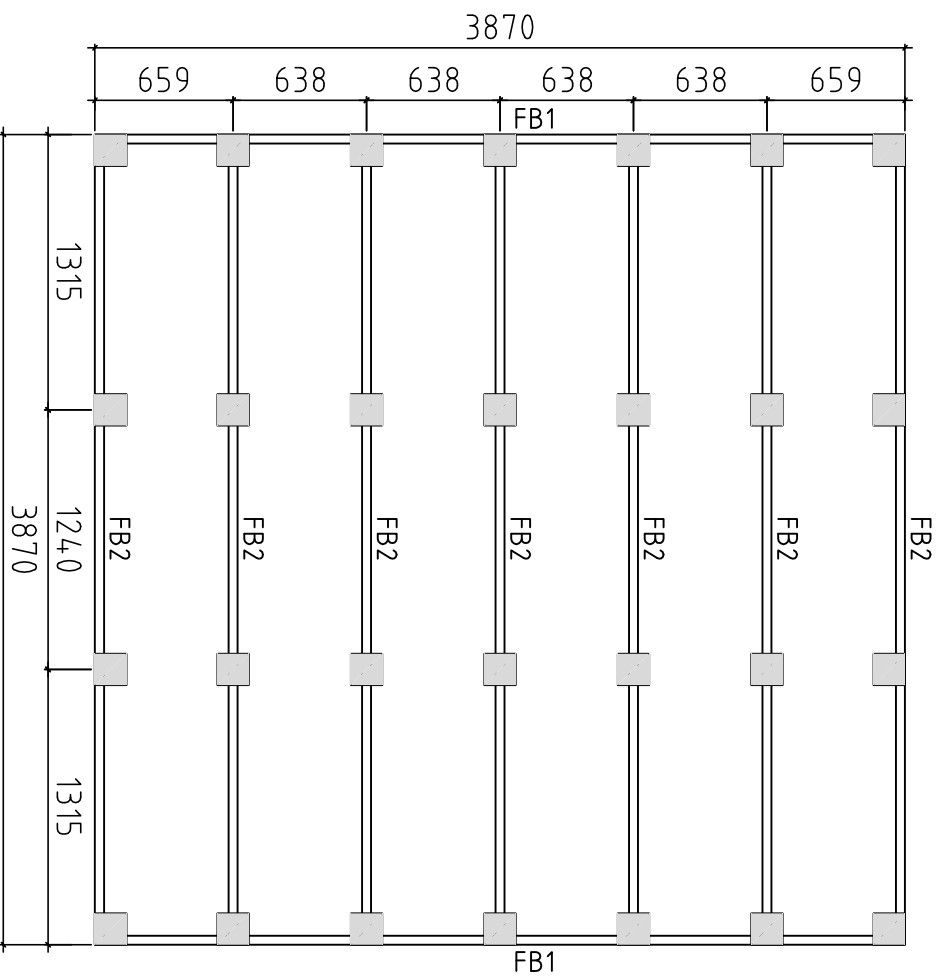
NAILS 2.5x60
NAULAT
NAGLAR

	Modell P3939-34 Stella	Lehti 9
	Skala Sections-kokoönpanot-avsnitt Merham 1:25	
	Version 15.07.2014	
	Projekt K.Kahu	File P3939-34 Stella.dwg

Pos	P3939-34 Stella	Pcs.	Profile (mm)	L (mm)
001		2	34x135	5380
002		2	34x135	4990
003		2	34x135	4600
004		2	34x135	4350
006	 +1= EXTRA PROFILE	36+1	34x135	4100
007		1	34x68	4100
010		1	34x68	2380
011		6	34x135	2380
014		8	34x135	800
015		22	34x135	800
016		1	34x68	800
W1-1		1	34x668	4100
W2-1		1	34x668	4100
FB1	FLOORBEAMS-LATTIAPALKIT-GOLVBJÄLKAR 	2	43x90	3870
FB2	FLOORBEAMS-LATTIAPALKIT-GOLVBJÄLKAR 	7	43x90	3784
PR1	PURLINS-KATTO-ORRET-TÄKASAR 	5	43x140	5380
F	FLOORBOARD-LATTIALAUTA-GOLVBRÄDE  88mm or -tai- eller 114mm	35+1 44+1	19x114 19x88	3830 3830
R	ROOFBOARD-KATTOLAUTA-TAKBRÄDE  88mm or -tai- eller 114mm	96 124	19x114 19x88	2400 2400
FF	FLOOR FILLET-LATTIALISTA-GOLVLIST 		18x30	15.5m
GB	GABLE BOARD-KAAPELILAUTA-GAVELBRÄDA 	4	19x120	2475
EB	EAVE BOARD-RÄYSTÄSLAUTA-TAKFOTSBRÄDE 	4	19x120	2690
ES	EAVE SLAT-RÄYSTÄSLISTA-TAKFOTSLIST 	4	30x40	2690
RFF	ROOF FELT FILLET - KATON PÄÄTYLAUTA - BRÄDE OVANPÅ GAVELBRÄDE 	4	19x90	2475




Pos	P3939-34 Stella	Pcs.	Profile (mm)	L (mm)
D	DECORATIVE - KORISTE - PRYDNADS 	2	19x90	200
S1 S2 S3	SIDEWALL SKIRTING SLAT -PUOLISEINÄ KORISTELISTA - SIDANVÄGG LISTA 	2 2 2	19x35	3832 1100 380
	NAILS - NAULAT - SPIKAR  FLOORBOARD - LATTIALAUTA - GOLVBRÄDE ROOFBOARD - KATTOLAUTAT - TAKBRÄDE	834	2,5x60	
	NAILS - NAULAT - SPIKAR  SKIRTING SLAT - LATTIALISTA - GOLVLIST BOARD MATCHING WITH GABLE BOARD ROOF FELT FILLET - KATON PÄÄTYLAUTA - BRÄDE OVANPÅ GAVELBRÄDE	50	2,5x40	
	NAILS - NAULAT - SPIKAR  FLOORBEAMS - LATTIAPALKIT - GOLVBJÄLKAR	36	5,0x100	
	SCREWS - RUUVIT - SKRUVAR  EAVE BOARD - RÄYSTÄSLAUTA - TAKFOTBRÄDE EAVE SLAT - RÄYSTÄSLISTA - TAKFOT GABLE BOARD - KAAPELILAUTA - GAVELBRÄDA BORDER BOARDS - REUNALAUTA - FODERBRÄDE	60	3,5x50	
	SCREWS - RUUVIT - SKRUVAR  FIXING HALF BEAMS FÖR ATT BEKRÄFTA HALVBJÄLKAR VAHVISTETTAVA PUOLIKKAAT PALKIT	10	4,5x90	
M	BOARD FOR ASSEMBLING - ASENUSLAUTA - SLAGBRÄDE 	2	34x135	300
	DOOR CROSSES/OVENLISTAT/SPRÖJS 	1		
	DOOR HANDLE/OVEN KAHVA/DÖRR HANDTAG 	1		
	WINDOW CROSSES/IKKUNALISTAT/SPRÖJS 	1		
	WINDOW HANDLE/IKKUNA KAHVA/FÖNSTER HANDTAG 	1		
	DOOR LOCK+KEYS/OVENLUKKO+AVAIN/DÖRRLÅS+NYCKLAR 	1+1		
	<p>WINDOW - IKKUNAN - FÖNSTER - 765x1050 (P.P.) 1 set - kpl - st (right hand - oikea käsi - höger hand)</p>  <p>AST_ISO_KP</p> <p>DOOR - OVI - DÖRR 905x1930 (P.P.) 1 set - kpl - st (right hand - oikea käsi - höger hand)</p>  <p>AST_ISO</p>	1	765	1050
		1	905	1930



Detta är ett förslag för hur man kan placera plintarna (100-200 mm i diamaten) för golvvägglaget. Golvväggarna är med i byggsatsen, men inte plintarna. Använder man exempelvis 500-600mm långa murblock så kan man halvera antalet punkter. Lägg fuktskyddande papp mellan betong och trä

Tämä on ehdotus siitä, miten (100-200 mm läpimittaiset) jalat voidaan sijoittaa alapohjaa varten. Lattiapaikit ovat rakennussarjassa, mutta jalat ei ole. Kun käytetään esimerkiksi 500-600 mm pitkiä harkkoja, voidaan pisteiden määrä puolittaa. Aseta betonin ja puun väliin kosteudelta suojaava pähvi

A proposal for placing plinths (100-200 mm in diameter) for floor beams. Floor beams are provided in the kit but plinths are not included. For example, by using 500-600 mm long masonry units, one can reduce the number of points 50%. Place cardboard between the concrete and wood to protect from moisture



House	P3939-34 Stella	Sheet	
Drawing	Plan	Scale	1:35
Material		Date	16.03.2016
Drawer	K.K.	File	P3939-34 Stella.dwg